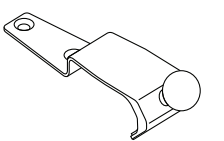


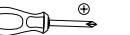
## COMPONENTS



Mounting Base



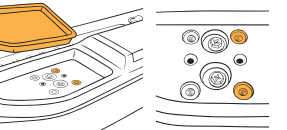
M5 x 10mm (x2)



Phillips-Head Screwdriver  
(NOT INCLUDED)

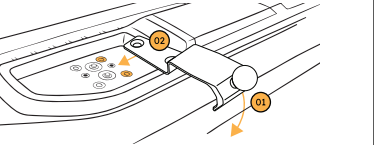
01

Remove rubber insert on either driver or passenger side of the upper dash tray. Mounting base mounts to the threaded holes closest to the dash center.



02

Hook the front of the mounting base around the dash lip (01). Align it with the holes closest to the dash center as shown (02).



03

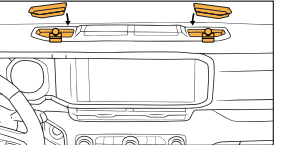
Hand thread the provided screws into the holes. Once threaded, complete tightening with a Phillips-Head screwdriver until hand tight.

Do not use power tools when tightening hardware.



POSITIONING

Fits driver or passenger side upper dash tray area. Optional: reinstall rubber inserts into upper dash tray.



## Watch This Install



SUPPORT

hello@getoffroam.com

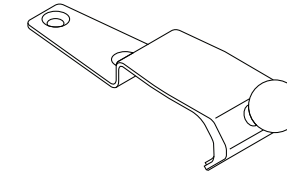
415 - 592 - 7626

**OFFROAM**

**WARNINGS**

- Do not mount accessories in front of or near the path of airbag deployment.
- Check vehicle compatibility before install to avoid damage to vehicle mount point.
- Designed to work with OEM dashboard only, not compatible with aftermarket modifications.
- Do not mount heavy devices and/or use with long extension arms. Check the rated weight limit.
- Mount electronics away from air flow to prevent heat damage.

Self-installation instructions and advice are provided for your convenience. It is your responsibility to determine if you have the knowledge, skills, and physical ability required to properly perform an installation. Offroam shall have no liability for damage or injury resulting from the installation or use of any Offroam or third party products. It is your responsibility to ensure that all products are installed in adherence with local laws and regulations and in such a manner as to allow a vehicle to be operated safely and without distraction. Offroam product warranties do not cover the installation, removal or re-installation of any product.



# Mounting Base Installation Instructions

Jeep Wrangler 2024-2025  
Jeep Gladiator 2024-2025